

Make it Happen

What to do?

1. Read through the Think It, Design It, Build It steps.
2. Write your details and application idea on the back of this form - being as creative as you can.
3. Have fun!
4. Hand your Inspiring Idea to your Teacher.
5. The winner will be chosen by our panel!
6. Our experts will work with them to build it.
7. Everyone can follow the Build It steps to build your own idea

Think it


Think of a problem you'd like to solve with an app - like flying a unicorn into space or organising your homework. Tell us; Who would use it? Why would they use it? What would it do? Remember it's your app and it can do whatever you want!



Design it

What's your app called? How would you describe it? Be creative and draw what your app would look like to its users. Tell us how it would work. Anything is possible!

All our winners are on our website to help inspire you.
www.makeithappen.club



Build it

The Winner will be assisted by expert designers and engineers to build their app. We'll help finalise the designs, code it and ship it.

Anyone can use Thinkable to build their own App ideas - its free, simple to use and has lots of tutorials to get you started.
www.thunkable.com



Pupil Name:


Primary School:

Class:


Who would use it?

Why would they use it?

What would it do?



Your App Icon



App Name:

App Description / Notes: